



*Built on Quality - Focused on Innovation*

# PRODUCT CATALOG

# TABLE OF CONTENTS

## Meter Pits & Meter Boxes

*Pages 39-49*

<b><u>METER PITS .....</u></b>	<b><u>40-47</u></b>
<u>Injection Molded Meter Pits .....</u>	<u>40</u>
<u>Rotational Molded Meter Pits .....</u>	<u>41</u>
<u>Cast Iron Meter Frames .....</u>	<u>42-45</u>
<u>NEW Maverick Plastic Meter Lids .....</u>	<u>46-47</u>
<u>Cast Iron Meter Lids .....</u>	<u>48</u>
<b><u>CAST IRON METER BOXES .....</u></b>	<b><u>49</u></b>

*All measurements in tables are in **inches** or **pounds** unless indicated otherwise.*

*Printed September 2021*



# METER PITS & METER BOXES

*All measurements in tables are in **inches** or **pounds** unless indicated otherwise.*

## Injection Molded Meter Pits - MMP

- Injection molded meter pits are lightweight and strong
- Can be used as a meter pit or large valve box
- Ribbed interior for high strength and stiffness
- 20,000 lb proof load
- Resists heat, cold, and UV
- Rigid base makes for easy installation and resists settling
- 100% virgin material – no recycled content
- Two pipe entry areas (3" x 4")
- Extensions mount easily and securely to 24" diameter meter pits for total heights up to 48"
- White exterior and interior



**Bullet-Nosed Meter Pit**



**Straight-Walled Meter Pit**



**2-Piece Meter Pit**

PART SERIES	DIAMETER AT TOP	DIAMETER AT BOTTOM	HEIGHT
MMP18	18	22	30
MMP20	20	24	30

PART SERIES	DIAMETER	HEIGHT
MMP18	18	24
		30
		36
MMP20	20	30
		36
MMP24	24	30

EXTENSION PART SERIES	DIAMETER AT TOP	DIAMETER AT BOTTOM	HEIGHT
MMPE24	20	24	6
			12
			18

TOTAL HEIGHT	BASE	EXTENSION
36	MMP2430	MMPE2406
42	MMP2430	MMPE2412
48	MMP2430	MMPE2418

*TO ORDER MMP - SPECIFY: Part Series, Style, Height*

## Rotational Molding Meter Pits - PMP

- Engineered for exceptional strength
- Can be used as a meter pit or large valve box
- Resists heat, cold, and UV
- Rigid base makes for easy installation and resists settling
- 100% virgin material – no recycled content
- Two pipe entry areas (3" x 4")
- Extensions add height to meter pit
- Angled extension (22-degree angle) can be rotated for installations on slopes
- Black exterior, white interior



Meter Pit

PART SERIES	DIAMETER	HEIGHT
PMP15	15	18
PMP18	18	18
PMP20	20	20
		24
PMP24	24	18



Large Diameter Meter Pit

PART SERIES	DIAMETER	HEIGHT
PMP30	30	30
PMP36	36	30
		36



Extensions

PART SERIES	DIAMETER	HEIGHT
MPE18	18	3
		6
		12
MPE20	20	2
		4
		6
		8
		10
MPE24	24	3
		6
MPE30	30	3
		6
MPE36	36	3
		6



22-Degree Angled Extension

PART SERIES	DIAMETER	HEIGHT
MPE20	20	2-10

TO ORDER PMP - SPECIFY: Part Series, Style, Height

## Cast Iron Meter Frames

- For A-Style meter frames, meter lid fits inside the top of the frame for a flush fit with the top of the frame
- For C-Style meter frames, meter lid overlaps the top of the frame
- Heavy Frame with Gussets provides more weight and stability
- Frame with Spikes prevents settling when installed in concrete walk or driveway
- 2-Piece Adjustable Frame allows for adjustment of frame top to final grade
- For meter pits larger than 21", use a 2-piece assembly: Expander Ring and Monitor Ring (pg 44-45)



**A-Style Frame (Meter Lid fits inside frame rim)**



**C-Style (Meter Lid fits over frame rim)**



**Standard Frame**



**Heavy Frame with Gussets**



**Frame with Spikes**



**2-Piece Adjustable**



**Flat Frame**

*TO ORDER FRAMES - SPECIFY: Part Series*

# METER FRAMES

## Frames for 18” Meter Pits

PART SERIES	DESCRIPTION	STYLE	RIM DIAMETER	CLEAR DIAMETER	METER LID SEAT DEPTH	TOTAL WEIGHT
18018AW	Standard Frame	A	12.5	11.5	0.7	27
18018AWHVG	Heavy Weight with Gussets	A	12.5	11.5	0.7	37
18018SP	Frame with Spikes	A	12.8	11.5	0.5	35
18018ACT/ACB	2-Piece Adjustable Frame	A	12.8	11.5	0.5	45
18018WSSC	Standard Frame	C	12.6	11.5	-	23
18018CGS	Heavy Weight with Gussets	C	12.7	11.5	-	37
180185215	Larger Clear Opening	C	16.0	15.0	-	20
6130	Flat Frame	A	12.4	11.4	0.7	40
6135	Heavy Weight Flat Frame	A	12.4	11.4	0.7	70

## Frames for 20” Meter Pits

PART SERIES	DESCRIPTION	STYLE	RIM DIAMETER	CLEAR DIAMETER	METER LID SEAT DEPTH	TOTAL WEIGHT
18020	Standard Frame	A	12.9	11.5	0.5	38
18020AWEH	Standard Frame	A	12.6	11.5	0.7	38
18020AWEHG	Heavy Weight with Gussets	A	12.6	11.5	0.7	38
18020ACT/ACB	2-Piece Adjustable Frame	A	12.8	11.5	0.5	44
18020C	Standard Frame	C	12.8	11.5	-	29
18020CLT	Standard Frame	C	12.4	11.5	-	33
18020CHV	Heavy Weight Frame	C	12.8	11.5	-	38
18053A	Larger Opening	A	16.2	15.0	0.7	30
18053C	Larger Opening	C	16.2	14.75	-	26
18053CHV	Larger Opening with Gussets	C	16.2	14.75	-	28

# METER FRAMES

## Frames for 21" Meter Pits

PART SERIES	DESCRIPTION	STYLE	RIM DIAMETER	CLEAR DIAMETER	METER LID SEAT DEPTH	TOTAL WEIGHT
18021AWEH	Standard Frame	A	12.5	11.5	0.7	36
18021AWEHHV	Heavy Weight with Gussets	A	12.5	11.5	0.7	38
18021WSSC	Standard Frame	C	12.6	11.5	-	30

## Expander Rings/Frames for 24" Meter Pits

PART SERIES (18X24)	DESCRIPTION	STYLE	RIM DIAMETER	CLEAR DIAMETER	METER LID SEAT DEPTH	TOTAL WEIGHT
MER1824	18x24 Expander Ring	-	25.1	17.9	-	24
MER2024	20x24 Expander Ring	-	25.1	19.5	-	29
MR20	20 Monitor Ring	A	21.0	19.8	0.75	54

## Expander Rings/Frames for 30" Meter Pits

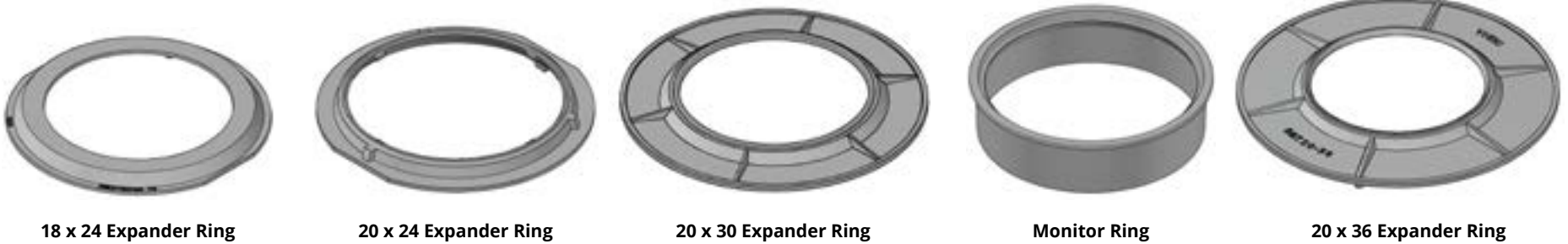
PART SERIES (18X30)	DESCRIPTION	STYLE	RIM DIAMETER	CLEAR DIAMETER	METER LID SEAT DEPTH	TOTAL WEIGHT
MER2030	20x30 Expander Ring	-	31.75	19.5	-	55
MR20	20 Monitor Ring	A	21.0	19.8	0.75	54

## Expander Rings/Frames for 36" Meter Pits

PART SERIES	DESCRIPTION	STYLE	RIM DIAMETER	CLEAR DIAMETER	METER LID SEAT DEPTH	TOTAL WEIGHT
MER2036	20x36 Expander Ring	-	36.0	19.3	-	85
MR20	20 Monitor Ring	A	21.0	19.8	0.75	54



## Expander Rings/Frames



## Frost Proof Meter Frames

- Frost proof meter frames allow for deeper bury
- Plastic frost pan provides additional air block barrier
- Frame height is 10 inches

PART SERIES	STYLE	FITS METER PIT OPENING	RIM DIAMETER	CLEAR DIAMETER	METER LID SEAT DEPTH	TOTAL WEIGHT
1832775	A	18	12.5	11.4	0.85	45
FRW20	A	20	12.5	11.3	0.55	50



Frost Proof Meter Frame

TO ORDER FRAMES - SPECIFY: Part Series

# METER LIDS

## NEW Maverick Plastic Meter Lids - PLDA

- Reinforced Polypropelene
- Uses standard pentagon bolt and worm gear mechanism
- Thru-hole allows for any type of AMI/AMR transmitter to be mounted through the lid
- Can accomodate Neptune, Sensus, Orion, or Mueller thru-the-lid trasmitters
- Custom lettering or logo available on lids
- UV, heat, and cold resistant
- Slip resistant

PART SERIES	DESCRIPTION	DIAMETER	SKIRT DIAMETER	RIM THICKNESS	WEIGHT
PLDA-S	Solid	12.25	11.25	0.7	3
		12.50	11.25, 11.50, 11.75	0.5 or 0.7	
		12.75	11.25, 11.50	0.5	
		13	11.75	0.5	
PLDA-T	One Recessed Hole	12.25	11.25	0.7	3
		12.50	11.25, 11.50, 11.75	0.5 or 0.7	
		12.75	11.25, 11.50	0.5	
		13	11.75	0.5	



**PLD-S**  
Solid Lid



**PLD-T**  
One Recessed Oblong Hole  
Fits Neptune Transmitter



**PLDBRC**  
C-Clip for Solid Lid



**PLDIM**  
Insert for Mueller  
Transmitter



**PLDIS**  
Insert for Sensus  
Transmitter



**PLDIB**  
Insert for Orion  
Transmitter

*TO ORDER PLDA - SPECIFY: Part Series, Diameter, Insert*

## NEW Maverick Plastic Meter Lids - PLDA

- For a larger diameter of 21.25" a cast iron ring is added to the 12.25" Maverick lid.
- Cast Iron ring adds stability and strength while the plastic lid allows for clear AMI/AMR signal transmission.
- Solid lids, thru-hole lids, and all smart inserts are available for this assembly.

PART SERIES	RING OUTER DIAMETER	FITS METER FRAME	FITS METER LID	LID TYPE
CULFRR2112A	21.25	MR20	PLDA12.25A7	Solid Thru-Hole



CULFRR2112A

TO ORDER PLDA - SPECIFY: Part Series, Diameter, Insert

# METER LIDS

## Cast Iron Meter Lids - CULFL180

- Cast Iron lids use pentagon bolt and lifting worm gear
- Drop in lids available
- Oblong recessed hole allows for a variety of meter transmitters
- Custom lettering or logo available on lids
- Powder coating available

PART SERIES CULFL180	DESCRIPTION	NOMINAL DIAMETER	WEIGHT
AWEH-SL	Solid	10.5	11
		12.5	11
		16.0	20
		21.0	38
AWEH-HVSL	Solid - Heavy Weight	12.5	23
AWEH-TR	One Non-Recessed Hole	12.5	11
		16.0	20
AWEH-HV	One Non-Recessed Hole Heavy Weight	12.5	23
TR2	Two Non-Recessed Holes	12.5	14
		16.0	20
TR	One Recessed Hole	10.5	11
		12.5	14
		21.0	38
DP2	Two Recessed Holes	12.5	14



AWEH-SL



AWEH-TR



TR2



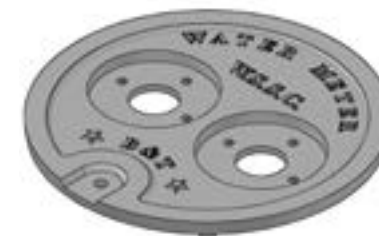
TR - Oblong



TR - Circular



DP2 - Oblong



DP2 - Circular

TO ORDER CULFL180 - SPECIFY: Part Series, Style, Diameter

## Cast Iron Meter Box - IMBX

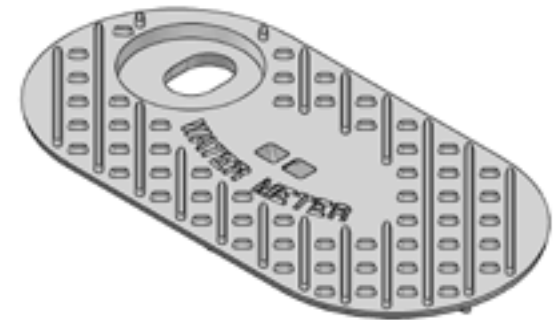
- Deeper cover seat area allows for lid to fit securely
- Meets a 20,000 lb. proof load
- Available with solid or recessed thru-hole (AMR/AMI) lids
- Custom lids available
- Powder coating of lids available
- Meets ADA (American Disabilities Act) requirements

PART SERIES	HEIGHT	LENGTH	WIDTH	WEIGHT
MBX-1	12	20.3	10.6	42.3
MBX-2	18	19.3	9.8	65.0

## Cast Iron Meter Lids



Solid Lid with Pick Holes



Lid with Thru-Hole and Pick Holes



MBX-1 with Thru-Hole Lid



MBX-2

*TO ORDER IMBX - SPECIFY: Part Series, Lid Style, Lid Lettering*

# WARRANTY

## **Bingham & Taylor Commitment to Our Customers**

The Bingham & Taylor family of employees is dedicated to providing you, our customers, with the highest quality products, support and service to successfully satisfy your requirements. Our service is fast and dependable, our prices are competitive and reasonable. We have been in continuous business since 1849 serving water and gas industries. Associate member of the American Water Works Association since 1882, member of the Water and Wastewater Equipment Manufacturers Association, Inc., and associate member of the American Gas Association.

---

## **Bingham & Taylor Corp. Limited Warranty**

**Effective July 1, 2021**

Subject to the terms and conditions of this Limited Warranty, Bingham & Taylor Corp. ("Bingham & Taylor") warrants to the buyer that the Bingham & Taylor products listed below shall be free from defects in materials and workmanship, under normal conditions of use when sold as part of a Bingham & Taylor meter or valve access system.

Unless otherwise specified, this Limited Warranty for the applicable Bingham & Taylor products listed below shall begin on the date the product is sold to the buyer ("Commencement Date") and will expire after the following number of years:

- (a) Fifty (50) years for Bingham & Taylor cast iron and plastic valve boxes, lids, extensions, and bases when all are sold and used in combination with other Bingham & Taylor components;
- (b) Five (5) years for Bingham & Taylor injection molded meter pits and meter lids when all are sold and used in combination with other Bingham & Taylor components;
- (c) One (1) year for Bingham & Taylor cast iron, plastic, and injection molded products when sold or used in combination with non-Bingham & Taylor components;
- (d) One (1) year for any other Bingham & Taylor product not covered in (a) – (c) above.

### **Exclusions from Limited Warranty:**

This limited warranty applies only if the applicable Bingham & Taylor products identified above:

- (a) are selected, configured and sold by a certified reseller recognized by Bingham & Taylor;
- (b) remain in their originally sold location;
- (c) are used only for the purpose of providing access to underground utilities;
- (d) are not misused, tampered with, mishandled, neglected, or accidentally damaged;
- (e) are not modified or repaired without the prior written approval of Bingham & Taylor;
- (f) are sold and used in accordance with applicable laws, rules, regulations and code requirements.

Without limiting the foregoing exclusions, this limited warranty does not apply if the product failure or resulting damage is caused by:

- (a) faulty installation;
- (b) components not manufactured or sold by Bingham & Taylor;
- (c) external physical or chemical conditions;
- (d) any abnormal operating conditions; or
- (e) damages incurred through secondary construction activities, roadwork, repaving, or excavation.

This limited warranty is not transferable by the buyer of the applicable Bingham & Taylor product.

**Warranty Claim Process:**

If the buyer of a Bingham & Taylor product which is subject to the limited warranty desires to make a breach of warranty claim, the buyer must provide written notification describing the alleged failure or defect to Bingham & Taylor, Attn: Warranty Department, 601 Nalle Place, Culpeper, VA 22701, within thirty (30) days after detection of the alleged failure or defect occurring within the applicable warranty period. The failure to give such written notice during such time voids the limited warranty with respect to such claim. All products alleged to have failed or to be defective must be sent to Bingham & Taylor for inspection and testing for determination of the cause of the alleged failure or defect.

**Exclusive Remedies:**

If Bingham & Taylor determines that a product which is subject to the limited warranty has failed or is defective within the applicable warranty period, Bingham & Taylor's liability is limited, at the option of Bingham & Taylor, to: issuing a refund of the purchase price paid by the buyer for the defective product or to repairing or replacing the defective product. BINGHAM & TAYLOR SHALL NOT HAVE ANY RESPONSIBILITY FOR LOSSES, EXPENSES OR SPECIAL, INDIRECT, SECONDARY, INCIDENTAL OR CONSEQUENTIAL DAMAGES ARISING OR RESULTING FROM ANY FAILURE OR DEFECT IN ANY PRODUCT SUBJECT TO THE LIMITED WARRANTY.

**Warranty Claim Dispute Process:**

In the event claimant and Bingham & Taylor are unable to resolve a claim through informal means, the parties shall submit the dispute to the American Arbitration Association or its successor (the "Association") for arbitration under its Commercial Arbitration Rules, and any arbitration proceeding shall be conducted before a single arbitrator in Culpeper, Virginia.

NOTWITHSTANDING THE FOREGOING, NEITHER THE CLAIMANT NOR BINGHAM & TAYLOR CORP. SHALL BE ENTITLED TO ARBITRATE ANY CLAIMS AS A REPRESENTATIVE OR MEMBER OF A CLASS, AND NEITHER THE CLAIMANT NOR BINGHAM & TAYLOR SHALL BE ENTITLED TO JOIN OR CONSOLIDATE CLAIMS WITH ANY OTHER PARTIES IN ARBITRATION OR IN LITIGATION BY CLASS ACTION OR OTHERWISE.

**Miscellaneous:**

This limited warranty and any claims arising from breach of contract, breach of warranty, tort, or any other claim arising from the sale or use of Bingham & Taylor's products shall be governed and construed under the laws of the State of Virginia. Bingham & Taylor sales representatives, distributors, and contracting professionals have no express or implied authority to bind Bingham & Taylor to any agreement or warranty of any kind without the prior written consent of Bingham & Taylor.

**No Other Warranty**

THIS LIMITED WARRANTY IS THE FULL EXTENT OF THE WARRANTY PROVIDED BY BINGHAM & TAYLOR. BINGHAM & TAYLOR HEREBY DISCLAIMS ANY OTHER EXPRESS OR IMPLIED WARRANTIES, INCLUDING, WITHOUT LIMITATION, THE IMPLIED WARRANTIES OF MERCHANTABILITY AND FITNESS FOR A PARTICULAR PURPOSE.

**All shipments are made F.O.B. Shipping Point**

## TO ORDER

(540) 825-8334

[orders@bandt-us.com](mailto:orders@bandt-us.com)

## VISIT OUR WEBSITE

[www.bandt-us.com](http://www.bandt-us.com)



**BINGHAM & TAYLOR**  
*Built on Quality - Focused on Innovation*

*601 Nalle Place • Culpeper, VA 22701*